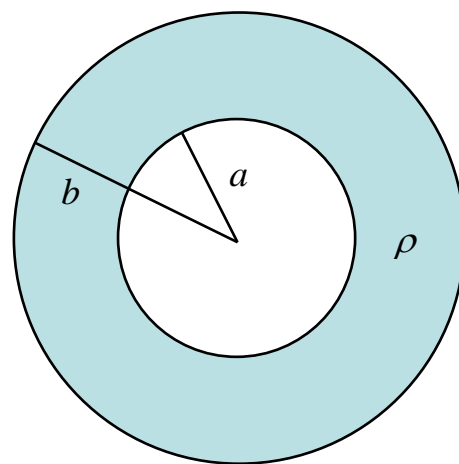


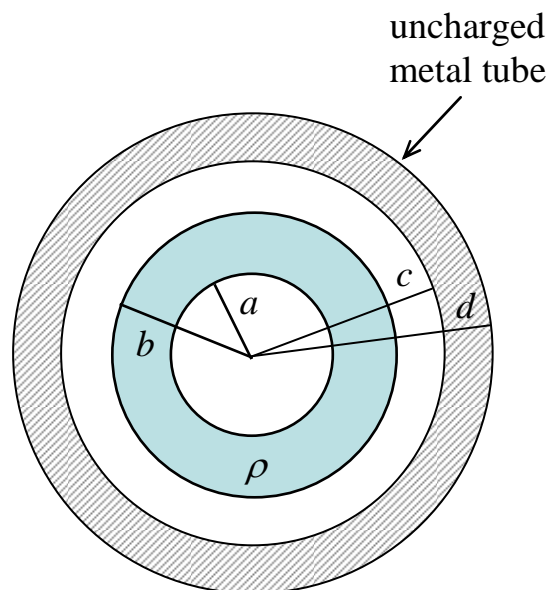
Discussion Question 3D
P212, Week 3
Electric Field Due to Charged Cylinders and Lines

Consider a **non-conducting** cylinder of infinite length with a hollow core. The inner radius is a , the outer radius is b , and the solid region in between carries a uniformly-distributed volume charge density ρ .

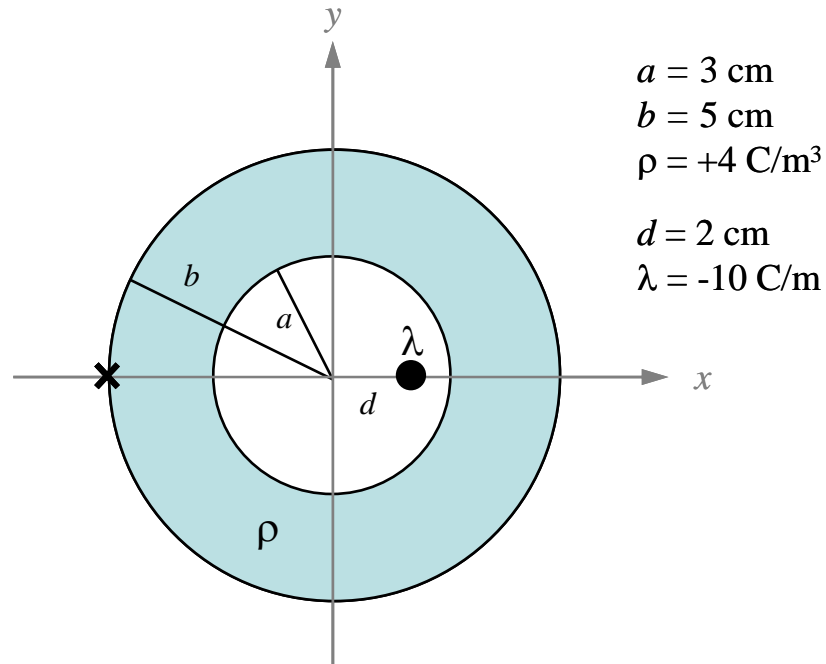
- (a) Using Gauss' Law and the steps outlined earlier, calculate the electric field at a radius of r from the axis of the cylinder, where $a < r < b$. (This one is a bit challenging.)



- (b) Now suppose a hollow **metal** cylinder of inner radius c and outer radius d is placed around the non-conducting tube. The metal tube carries no net charge. What is the surface charge density σ_c induced on the *inner* surface of the metal cylinder?



Now for a challenge! Suppose we add an infinite line charge inside the hollow cylinder, but at an **off-center** location: the line runs along the line $x = d$ where $d < a$. The line carries a charge per unit length λ . The values of all parameters are given in the figure.



(c) What is the electric field at the position $(x,y) = (-b,0)$ (i.e. the point marked with an **X** on the figure)? Be sure to give both magnitude and direction.

This one takes a little thought: the problem looks like it does *not* have enough symmetry for you to apply Gauss' Law, but you *do* have the tools to solve it ... think superposition ...

(d) And finally, calculate the components of the electric field at the point $(x,y) = (0,b)$.