

Name: _____

DISC: _____

Score: ____ / 20

Instructions:

- Do your own work.
- Answer the questions below in the space provided.
- Make sure you show all your work and any equations that you use.
- Please place a box around your answers.
- Remember to give the correct units with all numerical answers

Q1

Q2

Q3

Q4

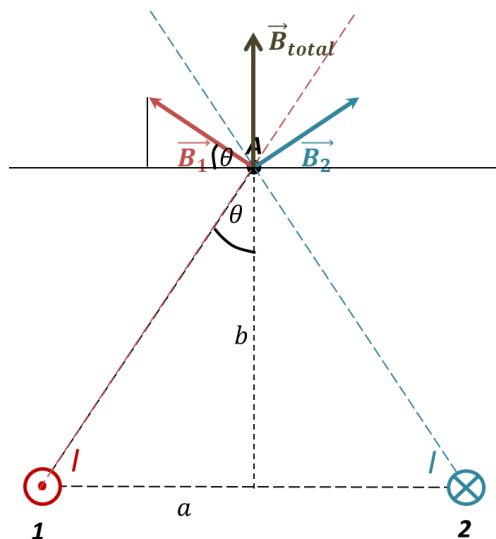
10

5

5

5

1. Consider the two parallel wires shown in the diagram below. Each wire carries the same current I



B from a wire	$B = \frac{\mu_0 I}{2 \pi r}$
FORCE	$F = IBL$
MAGNETIC FLUX	$\Phi = B A \cos \phi$
For Problem 1	
a	0.2 m
b	0.4 m
I	0.1 A
μ_0	$4\pi \times 10^{-7} \text{ T m/A}$
Useful Information for All Problems	

Direction 1 (2 pts):

- a. At point **A** draw and label the direction of the magnetic field *from wire 1* on the diagram.

See Diagram

Direction 2(2 pts):

- b. At point **A** draw and label the direction of the magnetic field *from wire 2* on the diagram.

See Diagram

Direction 2(2 pts):

- c. At point **A** draw and label the direction of the *total magnetic field* on the diagram.

See Diagram

Magnetic field (4 pts):

- d. Calculate the *total magnetic field* at point **A**. Show all of your work.

Remember: Magnetic field is a vector quantity, so we need to use our trigonometry to correctly calculate the final magnetic field: (points as listed: Full credit for any other correct solution)

1 Point Step 1: Calculate

$$r = \sqrt{(0.2 \times 0.2) \text{ m}^2 + (0.4 \times 0.4) \text{ m}^2} = \sqrt{(0.04) \text{ m}^2 + (0.16) \text{ m}^2} = \sqrt{(0.2) \text{ m}^2} = 0.4472 \text{ m}$$

0.5 Point Step 2: The magnitude of the magnetic field at point A from wire 1: $B_1 = \frac{\mu_0 I_1}{2 \pi r}$

$$\frac{(4\pi \times 10^{-7} \times 0.1)}{2 \times \pi \times 0.4472} = \frac{0.2 \times 10^{-7}}{0.4472} = 0.4472 \times 10^{-7} \text{ T} = 4.47 \times 10^{-8} \text{ T}$$

0.5 Point Step 3: Repeat for the field at point A from wire 2: $B_2 = \frac{\mu_0 I_1}{2 \pi r} = \frac{(4\pi \times 10^{-7} \times 0.1)}{2 \times \pi \times 0.4472} =$

$$\frac{0.2 \times 10^{-7}}{0.4472} = 0.4472 \times 10^{-7} \text{ T} = 4.47 \times 10^{-8} \text{ T}$$

1 Point Step 4: From the diagram we can see that we want the y-component of *each field*:

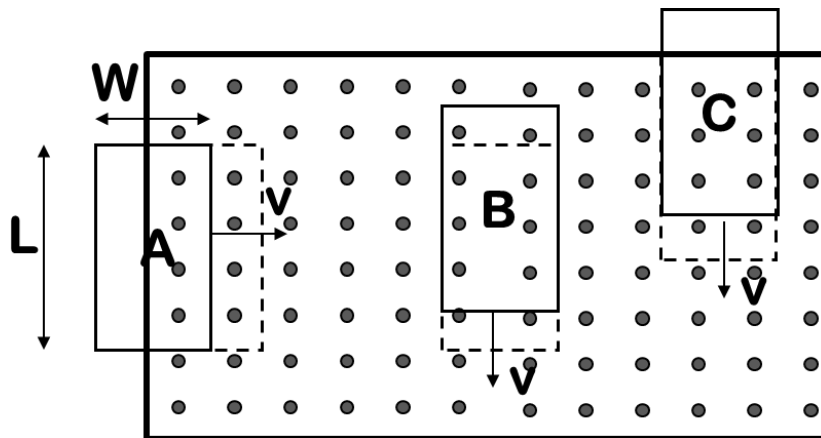
$$B_{1y} = B_1 \sin \theta = \frac{B_1 a}{r} = B_1 \times \frac{0.2}{0.4472} = B_1 \times 0.4473 = (4.47 \times 10^{-8} \text{ T})(0.4473) = 2.00 \times 10^{-8} \text{ T. Notice: } B_{y1} = B_{y2}$$

1 Point Step 5: Add the y-components: $B_{\text{total}} = B_{y1} + B_{y2} = 2 B_{y1} = 4 \times 10^{-8} \text{ T}$

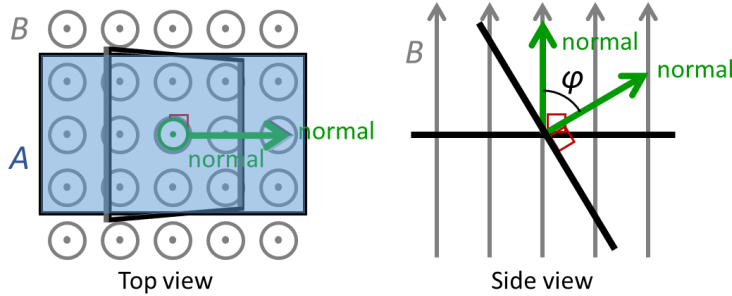
2. Each current loop moves through a magnetic field as shown. Which loop experiences the greatest induced EMF and why?

Choice &
Explanation (5 pts):

Because box A will acquire the most field lines as it moves into the field region, it will experience the greatest induced EMF.



3. A loop starts at $t = 0$ s with its normal parallel to a constant magnetic field and rotates with constant angular velocity as shown in the diagram:



	For Problem 2
Angular Velocity	$\omega = 5 \text{ rad/s}$
Area	$A = 0.02 \text{ m}^2$
Field	$B = 0.05 \text{ T}$
Radians to Degrees	$180^\circ = \pi$

Initial Flux (1 pts):

- a. What is the flux through the loop just before the loop starts to rotate?

$$\Phi = B A \cos \phi = B A = 0.05 \times 0.02 = 0.001 \text{ Wb}$$

Final Flux (1 pts):

- b. What is the flux through the loop at $t = 0.5$ s?

$$\Phi = B A \cos \phi = 0.05 \times 0.02 \times \cos(2.5) = 0.001 \times (-0.8011) = 0.0008 \text{ Wb}$$

Angle (1 pts):

- c. At what angle is the normal pointed at $t = 0.5$ s?

$$\phi = 2.5 \text{ rad} = 2.5 \times \frac{180^\circ}{\pi} = 143.24^\circ$$

Current direction: (2 pts):

- d. As viewed from the top, in what direction does the current flow at $t = 0.5$ s? Choose one of the options below and explain your answer.

i. Clockwise The flux is increasing, adding field lines pointing up—to counter act this we need to add field lines going down—a clockwise current.

ii. Counter-clockwise

iii. No Current Flows

This page intentionally left blank