

Name: _____

DISC: _____


Score: ____ / 20

Instructions:

- Do your own work.
- Answer the questions below in the space provided.
- Make sure you show all your work and any equations that you use.
- Please place a box around your answers.
- Remember to give the correct units with all numerical answers

Q1	Q2	Q3	Q4
10	10	5	5

1. A pulse travels down a string fixed at one end and free at the other as shown in the diagram (the ring on the end of the string allows the string end to be free).



LENGTH OF STRING	M (STRING)	v_{pulse}
0.2 m	0.5 kg	0.5 m/s

Table 1: Properties of the System

- a. The reflected pulse will be

- Inverted.
- Upright.

Selection (2 pts):

- b. Given the parameters in the table above, what is the tension T in the string (remember $v = \sqrt{\frac{T}{M/L}}$)?

Tension (2 pts):

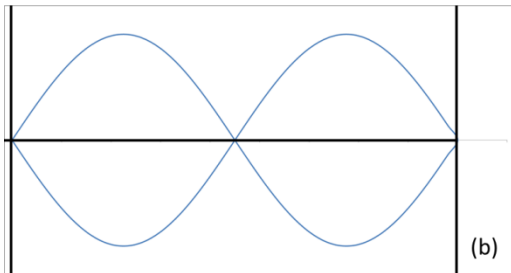
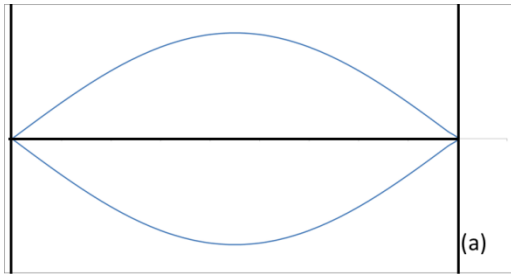
- c. If you double the string tension what is the speed of the pulse?

New speed (3 pts):

- d. At the same time the original pulse is reflected the string is plucked again. This produces a second pulse of the same amplitude. What will happen when the pulses meet?

Meeting of Pulses (3 pts):

2. Consider the standing waves on a string as shown:



Mass of String	0.5 kg
Length of String	30 cm
Tension of String	86 N
Speed of Wave	$v = f\lambda$

a. Which image (a) or (b) describes the first harmonic. Explain your reasoning.

First Harmonic (2 pts):

b. What is the wavelength of each wave?

Wavelength (3 pts):

Figure (a)	Figure (b)

c. Using the parameters in the table above, find the speed of a wave on this string.

Interference (2 pts):

d. What are the frequencies of the waves?

Frequencies (3 pts):

Figure (a)	Figure (b)